

January 15, 2019

Board Members:

President:
Lore Christopher

Vice President,
Membership, Gmail,
Newsletter:
Cheryl Manhire

Secretary and
Education Chair:
Carol Harris

Treasurer, Gallery K,
Office Manager,
Julie Thoreson

Gallery Host Coor,
First Monday Meet
Up and Statesman
Karen Saleen

Librarian & Intake,:
Vicky Vickery

SOAR Coordinator:
Yita Harris

Website:
Bob Curtis

Member at Large:
Penny White

Member at Large:
Karen Aiello

Budget Committee:
Lore Christopher
Carol Harris
Cheryl Manhire
Julie Thoreson

Show Hangers:
Chris Baker
Yita Harris
Raylene Rieder
Gina Smitasin
Frances Stark

Photographer &
Posters
John DeJarnatt

Artist of the Month
and Grant Writer:
Susan Browning

February, 2019 – Hosted Show – “McNary High School Art Show”

The February show is a hosted show for the art students at McNary High School. Last year the show was a wonderful one and we are sure this year it will be too. Entries in this show will be the artist’s choice of subject and medium (2D, 3D, Digital Art and/or Photography).

INTAKE is Wednesday, January 30th, 3 – 6 pm.

THE ARTISTS’ RECEPTION will be held Saturday, February 2nd from 2 – 4 pm.

The public, family and friends are invited to attend the reception. Artists who are exhibiting works are encouraged to attend as the public enjoys meeting you and having dialogue with you.

This show runs from January 31st through February 26th.

Keizer Art Association
Presents...

January 31st to February 27th
Reception: February 2nd
2:00 PM to 4:00 PM

McNary High School

Best of Show for Feb, 2018:
"Majora's Mask" by Elena Villegas

Current/Upcoming Classes

- * SOAR Colored Pencil Training - Dan Miller
- * Water Color Painting with pen and ink - Angela Wrahtz
- * Makers' Club - Brigette Miller
- * Watercolor Wednesdays - Steve Kleier
- * Open Studio

Enid Mount Joy Gallery
980 Chemewa Rd NE
Keizer, OR 97303
503-390-3010

Gallery and Gift Store Hours:
Tuesday through Friday - 1:00 to 4:00 PM
Saturday - 10:00 AM to 4:00 PM

Poster design by John DeJarnatt

January KAA Show: "Fins, Feathers and Fur"

Janice Chrisman was the judge of the "Fins, Feathers and Fur" show. Janice is an award-winning photographer and a member of KAA. She says she loves photography and has over 20,000+ photos in her library. She is known to her grandchildren as the "grandma with the camera in her face".

Best of Show: "Big Bird", pencil, Michael Dora

2D: First Place: "Lanner Falcon", colored pencil, Robin Skinner e
 Second Place: "Lemur", scratchboard, Donna Lee
 Third Place: "Taffi", acrylic, Brigitte Cobb
 Juror's Merit Award: "Fuzzy was a Bear", watercolor, Dianne Hicks


Photography: First Place: "Nap Time", photograph, John DeJarnatt
 Second Place: "I Didn't Do That", photograph, Karen Aiello
 Third Place: "Birds of Color", photograph, Veronica Lago
 Juror's Merit Award: "Guardian", photograph, Donna Lee

Digital Art: First Place: "Stop and Smell Everything", digital art, Spencer Hamilton
 Second Place: "Box Turtle Trauma", digital art, Gary Olsen-Hasek
 Third Place: "Torch Lake Threat", digital art, Gary Olsen-Hasek
 Honorable Mention: "Bearly Friends", digital art, Gary Olsen-Hasek

3D: First Place: "Steampunk Rooster", mixed media, Jody Farley
 Second Place: "Koi Pond", beads, LaVonne Sallee
 Third Place: "Relaxing Afternoon", mixed media, Linda Ellsworth

Kids Art: First Place: "Dear Deer", pencil, Quinci Woodall, 14 years
 Second Place: "Winter Wondrland Deer", watercolor, Trixie Moen, 8 years
 Third Place: "Mr. Pilot", pencil, Quinci Woodall, 14 years

BEST OF SHOW:



BEST OF SHOW: "Big Bird", pencil, Mike Dora



2D First Place: "Lanner Falcon", colored pencil, Robin Skinner




Photography First Place: "Nap Time", photograph, John DeJarnatt



First Place 3D: "Steampunk Rooster", mixed media, Jody Farley



Digital Art First Place: "Stop and Smell Everything", digital art, Spencer Hamilton



Kids' Art First Place: "Dear Deer!", pencil, Quinci Woodall, 14 years old

THANKS TO DECEMBER VOLUNTEERS!!

Gallery Sitters:	Show Hangers:
Bob Curtis	Chris Baker
Dianne Lay	Yita Harris
Cheryl Manhire	Frances Stark
Brigitte Miller	
Mona Prater	
Karen Saleen	Artist of the Month
Julie Thoreson	Arrangement:
Penny White	
Terry Witter	Susan Browning

SOAR Colored Pencil Training


Award winning colored pencil artist, Dan Miller, will be at Keizer Art Association, February 9 and 10. The class will be taught in the KAA classroom. For questions, please contact Yita Harris at 503-799-9498 or victoyita@aol.com.

Soar Colored Pencil Workshops


FEBRUARY 9 & 10, 2019

WORKSHOP LOCATION:

Keizer Heritage Center
980 Chemawa Rd NE, Keizer, OR 97303



Dan's artwork! ↘



Dan Miller is a searcher for truth and beauty with a love for capturing beautiful landscapes in his own unique style.

Save your seat at www.annkullberg.com/SOAR

KAA FIRST MONDAY MEET-UP

The KAA First Monday Meetup was a great success. Karen Saleen provided introductory remarks and Carol Harris reviewed upcoming classes, including a new new oil painting class.

Brigitte Miller gave a wonderful demonstration of creating greeting cards using watercolor, sprinkles and other decorative painting, etc. Thank you, Brigitte

“Show and Tell” followed the demo. The items shown ranged from wood carvings, watercolor paintings, photography, calligraphy, paper books, and glass art. The following people showed and talked about their art:

Bob Curtis – Bob showed several pieces hand carved from cottonwood bark. He displayed wood spirits and whimsical houses.

Mona Prater – Mona displayed and talked about a wonderful glass bracelet she created using glass similar to that used on space shuttles.

Dianne Lay – Dianne brought a painting of an alphabet letter she created using her own font. Each letter of her complete alphabet includes an animal. The sample displayed was outstanding, unique, and very interesting.

Sandy Tyler – Sandy brought a book she created using her own crafted paper. The paper was created using a “paste paper” technique. She created an inspirational story to include in the book using calligraphy.

Susan Browning – Susan showed a beautiful watercolor painting. Her inspiration came from a local fountain landmark. The painting includes leaves falling around the fountain. Her technique resulted in a very realistic image showing beauty, movement, love, and serenity.

Linda Flicker – Linda showed a great still life photograph. This photo won the People’s Choice Award in last month’s show. She explained the process of creating this single image from 40 shots. Each shot was done in a darkened room with a flashlight lighting a portion of the subject.

Carol Harris and Karen Saleen – Carol and Karen displayed a very interesting approach to creating art. These talented artists started with a topographical map then examined the map for embedded images. Without adding lines, images were found and highlighted with colored pencil art resulting in a fisherman, dinosaur, eagle, butterflies, etc. Who knew there was such wonderful art in maps?

The next KAA First Monday Meet-Up will be on Monday, February 4th, 7 – 9 pm. Please join us!



ARTIST OF THE MONTH: DIANNE HICKS



Dianne says:

"I have always been influenced by color. Since my early childhood, I have been attracted to vibrant colors, whether it is paint chips from the local drugstore, a bowl of cat's eye marbles, or a box of crayons. It is this influence that shows up in my work in watercolors. Being aware of the way light hits an object or person, can bring a painting to life. What I try to show, through color, light, and an interesting subject, is that if you look closer to everyday items, you can make these things interesting and beautiful in their own way. I look for the way sunlight hits a person's face, and if this will make the portrait lively and realistic.

My watercolors are primarily realistic and my subject matter varies from portraits of humans, dogs and cats, florals, objects such as balloons, pasta, or coffee cups, and landscapes which may include boats or buildings. I find that, by using watercolors, I can create a transparency that helps illuminate the subject matter. For many years I steered away from portraits until I began taking classes and workshops to try my hand at it. I found out that I enjoyed seeing a person's face develop on paper; into a three-dimensional painting that can actually resemble the model's face. Changing up the subject matter for my paintings keeps it interesting. I am always on the lookout for good subject matter and when I do, I like to take a photograph of it for later reference. Some of my subject matter is about daily routines we see around us every day. I would call these EDLs (every day life) and they are the most fun to bring to a painting; like folks drinking coffee on a sidewalk café, children drawing with chalk on the sidewalk, a couple picking out a Christmas tree, folks in their everyday settings that tells us to embrace those moments.

I am influenced by everything around me and see beauty where it might be overlooked. While in high school, I studied art history and some of the masters and innovators in art. I really admired Impressionists such as Degas, Monet, Manet, and Van Gogh. The way they applied paint on the canvas, bringing life and light into the subject matter, intrigued me. I also found that the late sixties hippy poster creations brought color, creativity, and imagination that I thought was exciting. Starting with crayons in my early years, finger painting and tempera paint in grammar school, oil and acrylics in high school, printmaking and airbrush in college, and finally watercolors in my later years. The end result is the enjoyment I get with creating, no matter what the media."

DECEMBER PEOPLES' CHOICE AWARD
 "OPEN ARTIST SHOWCASE"
 "Painted With Light" by Linda Flicker

CONGRATULATIONS, LINDA!

KEIZER ART ASSOCIATION PRESENTS CLASSES AND WORKSHOP JANUARY, 2019



January 4, 11, 18, 25 – FRIDAY OPEN STUDIO. This “no host” studio is for artists of all mediums. Spend the afternoon in our brightly lit classroom with the benefit of good company and a pleasant place to work. Make a cup of coffee or tea and enjoy our extensive Lending Library and the Enid Joy Mount Gallery for inspiration. Open 1:00-4:00 pm every Friday. Free to members. \$3/day or \$10/month for non-members. No registration required.!



January 5 – Join the MAKER'S CLUB taught by BRIGITTE MILLER. Creativity for all ages. Learn acrylic, watercolor, calligraphy, drawing, collage, mixed media, art journaling and much more. Hobnob with other like-minded creative folks. Complete a project step-by-step in each class. Under 8 years must be with an adult. Pre-register for \$10/class at keizerarts.com, 503-390-3010. Drop-in is \$15/class. Bonus! Get a class for FREE by purchasing a 6-class punch card for \$50. A \$5 supply fee is collected at the start of each session, or you are welcome to purchase a supply kit for \$50. This will include everything you will need for 12 classes. Note: Must reserve class spot at least 7 days prior to class date to guarantee availability. First Saturday each month at KAA from 9:30 – 11:30 am.



Rose by Shari Mabry

January 7 – February 25 the COLORED PENCIL CLASS taught by accomplished colored pencil artists. The guest artists this term are Karen Saleen and Donna Lee. Always interesting, always something new and always fun. This class has been ongoing for a number of years and is welcome for beginners through advanced students interested in the wonderful and versatile world of colored pencils. You do not need to be a free hand artist or an accomplished artist to create works of art in this class. If you can sharpen a pencil, push it around on paper and love color, you are qualified to attend. Mondays, 9 am – 12 noon, \$70/8 weeks.*

Supply List:

- Set of 24+ size Prismacolor, Lyra, Faber-Castell, or professional artist grade colored pencils
- Set of water color pencils (optional)
- Kneaded eraser for lifting and/or a variety of erasers of your choice
- Pad or sheets of good quality paper, such as Bristol, Stonhenge or Canson
- Ruler or straight edge, eraser shield (optional) , electric eraser (optional)
- Pencil sharpener, (metal blade, not plastic) can be battery operated, electric, or hand held
- Drawing board or support for your work
- Drafting tape or artist tape
- Soft drafting brush or non-used makeup brush
- Container to hold supplies and to protect pencils from breakage
- Since we have guest instructors, you may be asked to bring other supplies



January 8 – 26 CALLIGRAPHY taught by PENNY WHITE. There are many different types of calligraphy and Penny has taught many of them. Winter term is going to be a continuation of POINTED PEN CALLIGRAPHY. You create Pointed Pen Calligraphy with pointy nibs and those nibs result in letters that have elegant, subtle stroke contrast.

Supplies:

Penny says, "There are many Nibs one can use and one just has to find the best on for each particular hand. I will bring along a selection but the following are all good: Nikko G; Gillot 303, Brause 361, or Hunt 56. Penholders: a regular one works fine, but an oblique holder is my preference – this is the holder with a 'sidecar' which is very helpful if you are a fan of very sloping writing. Ink: walnut ink works well, if you are using an oblique holder you will need a small container to hold the ink as the 'sidecar' won't fit into most ink bottles. Paper : Layout paper works very well – you can see through it to trace the letters initially which is very helpful." 8 weeks/\$50, Tuesday, 1:30 – 3:30 pm.*



January 9, 16, 23, 30 – "WATERCOLOR WEDNESDAYS" taught by STEVE KLEIER. Learn to express in watercolor. Each lesson begins with drawing to work out composition and value. The painting is completed with traditional direct and glazing watercolor techniques. Join me for fun and learning. *

Drawing Materials List -Drawing board and clips -Portable Sketch book -Large newsprint pad (12x16" min) -Kneaded eraser -Medium hardness charcoal -Artist quality drawing pencils, 6b -Razor blade and sandpaper for sharpening -Selection of good quality watercolor brushes -Kleenex -Palette or tray-Water container and spray bottles -Sponge or dishcloth -Photos for reference.

Watercolor Colors –Ultramarine Blue, Prussian Blue, Raw Sienna, Cad Yellow Light, Cad Red Light, Alizarin Crimson, Burnt Sienna, Burnt Umber, Cerulean Blue Hue, Prussian Blue, Raw Sienna, Cold Press Watercolor paper

All Levels Welcome, \$100/4 or \$30 drop-in fee per day. Wednesdays: 10 am – 1 pm.*

When my daughter was about seven years old, she asked me one day what I did at work. I told her I worked at the college - that my job was to teach people how to draw. She stared at me, incredulous, and said, "You mean they forget?"

~Howard Ikemoto



January 12 – “EASY WATERCOLOR, WET INTO WET” Watercolor Class taught by NANCY ERICKSEN-WARD. Not only will students learn a lot and have fun in this class, there will be “door prizes” and “party favors”.

This class is a fundraising workshop for KAA taught by Nancy because of her love of art and her support for KAA. Thanks to everyone who is attending this event. Saturday, 10 am – 3:30 pm, 30 minute lunch break. \$35 for day.*



January 17 – February 7 OIL PAINTING BASICS, Equipment, Techniques and Fundamentals taught by TRICIA YOUNG. This workshop will focus on simplification, color temperature and values, and how to create a composition from your photo references. Whether landscape, still life, or portraiture is your thing, we will work on developing your composition and using oil paints. Tricia believes that a painting needs to be built, and she will demonstrate her approach to achieving this.

Supply List:

- Drawing tools: Pencils, sketch tablet, and black marker (bring these to the first class).
- Oil paints (all of the following will be discussed at the first session). Suggested colors: Titanium White, Ultramarine Blue, Pthalo Blue, Cadimium Yellow Light (or Hansa Yellow or Indian Yellow), Chromium Oxide Green (and/or Sap Green), Violet (red toned and blue toned), Magenta, Cadimium Red, Orange, Yellow Ochre, Burnt Umber, Raw Umber.
- Mixing Mediums: We will discuss the use of nontoxic oil mediums and the use of different oils and other products that are less toxic. Oils can be thinned with various mediums and stabilizers, depending on your preference including oil only.
- Canvases: For practice work, I will provide small canvas sheets from a pad. You will need 3 stretched canvases ready to use. Choose a size you feel comfortable with, but not too large. Keep them between 8 x 12 to 16 x 20. You can purchase either 5/8” profile(which will require a frame when finished). Prepared stretched canvases will not require gesso, but it can be used if you prefer.
- Easel: A table easel will work in the classroom or you can bring a standing easel such as a French easel or other, if you prefer.
- Brushes and/or palette knives: Flats, rounds, ovals (all have their uses). A variety of sizes, but mostly medium-size brushes will be used. Palette knives can be used to mix and also to paint with, which we will talk more about.
- Palette: I prefer using a closable plastic box (Masters) and inside a pad of disposable palette sheets that fit. (The advantage is that you can close it up and keep your paints ready to use the next day and transporting the already started palette that is nice for mixing, such as plexiglass or wood palettes.
- Container for carrying your supplies such as a bag, box, French easel, etc. We will discuss all supplies at the first meeting, and go over the list here, which is flexible. Students will not need to go out and buy all new supplies and paints to satisfy this list, unless they are purchasing them for the first time.

Thursday afternoons, 4 weeks, 1:30 – 4:30 pm, \$90/student.*



Please sign up at least one week ahead for these classes so the instructor can prepare for the correct number of students. Ages 14 and above can register for adult classes. **Refunds will be given if a class is cancelled. Refunds will not be given for lack of student attendance. However, we will gladly forward your payment to a future class.

CLASS REGISTRATION FORMS

Name of class _____

Instructor _____ Date(s) of class _____

Student Name _____

Address _____ ph.# _____

Check out our classes and register online using Paypal or stop by the gallery to register. Students and Instructors: Bring your supply list to the Art Department and receive a discount on your purchase. For additional class information, call Carol Harris at 503-363-5667 or 503-580-5476. KAA accepts cash, checks and VISA/Mastercard.

OTHER OFFERINGS: LENDING LIBRARY-Free to members. GIFT GALLERY- Browse our beautiful “Gallery K” for jewelry, cards, paintings, woodwork, tiles, scarves, books, bowls, fused glass, collage, and specialty art items. Gallery K is constantly changing and adding affordable gift items. Gift wrapping available.

Check us out online and register online using PayPal or stop by the gallery to register. GALLERY HOURS: TUES – FRI, 1 pm – 4 pm, SAT 10 am – 4 pm. KAA accepts cash, checks, Paypal and VISA/ Mastercard. Students and Instructors: take your supply list to The Art Department in downtown Salem and receive a discount on Art Supplies.

PARTNERS: Thanks to our partners for the support they give to KAA! Please purchase from these businesses.....it is a great way to thank them!



KAA Information:

GALLERY HOURS: TUES – FRI, 1 pm – 4 pm, SAT 10 am – 4 pm.
 LENDING LIBRARY – Free to members.
 KEIZER ART ASSOCIATION and ENID JOY MOUNT GALLERY are located in the Keizer Heritage Center at 980 Chemawa Rd., NE, Keizer, OR 97303, 503-390-3010 TUES – FRI, 1 pm – 4 pm, SAT 10 am – 4 pm.

E-mail: keizerartassociation@gmail.com Website: www.KeizerArts.com Copyright © 2014 Keizer Art