

Board Members:

President and Public Relations:
Lore Christopher

Vice President.
Membership, Gmail, and Newsletter:
Cheryl Manhire

Secretary and Education Manager:
Carol Harris

Treasurer, Gallery K, & Office Manager:
Julie Thoreson

Volunteer Coord First Tuesday Meet Up:
Karen Saleen

Librarian and Artist of the Month:
Vicky Vickery

Classroom Use Coord Volunteer Hours & Trainings:
Yita Harris

Website, First Tuesday Meet Up, and Photographer:
Bob Curtis

Civic Center Art Show and Instructor:
Terry Dempsey

NAH Comm Sec and Gallery Host:
Beverly Wittler

Show Hangers:
Chris Baker
Yita Harris
Debbie Bowen
Michelle Myers

Poster Design:
John DeJarnatt

Headline News

Happy New Year! We have so much to be thankful for and so much to be looking forward to!

First...BIG changes to our Monday Meet-up format for 2023:

Day changes to FIRST TUESDAY each month.
Time changes to 6 – 8 pm.

This once-a-month program is open to KAA members and the public to visit the KAA classroom and witness an art demonstration as well as view other artist's work!

We REALLY want to emphasize that it is a SHOW and TELL. Along with the art demonstration, we are hoping that individual artists will share what they are working on or what they have just finished. We ALL learn from these events.

We are FIRST offering the demonstration time to our KAA art instructors. We want you to be able to see what they will be teaching and what their medium is.

We will then offer demonstration time to KAA artists and then other artists in the local area. These demonstrations are so fun, but also informative and the time we spend together is always a bonus!

Please plan on joining us at our FIRST TUESDAY MEET-UP and Show and Tell on Tuesday, February 7th at 6 - 8 pm....bring snacks to share, if you desire.

Lore Christophe
KAA President

February, 2023 “McNary High School Art Show”

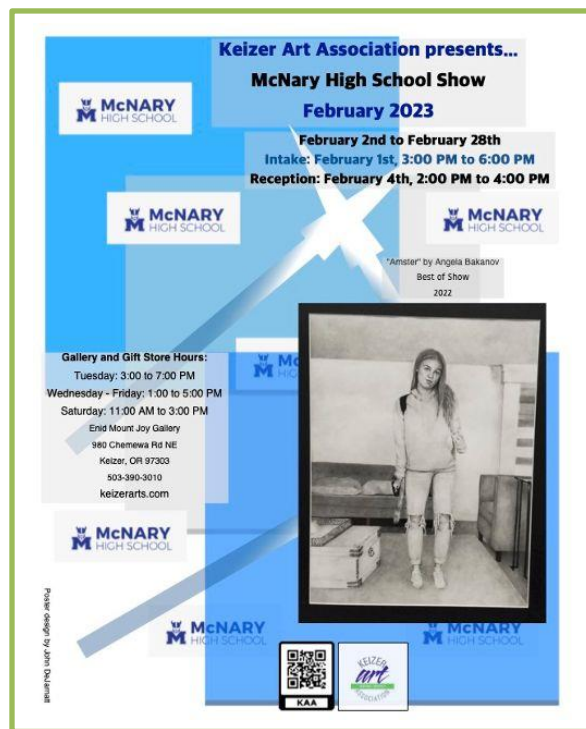
The February show is a hosted show for the art students at McNary High School. This show was a wonderful one last year and we are sure this year it will be too. Entries in this show will be the artist’s choice of subject and medium (2D, 3D, Photography, and Digital Art).

INTAKE is Wednesday, February 1st, 3 – 6 pm.

RECEPTION will be held Saturday, February 4th from 2 – 4 pm.

The public, artists, family and friends are invited to attend the reception. Awards will be presented at this time. Artists who are exhibiting works are encouraged to attend as the public enjoys meeting you and having conversation with you.

This show runs from February 2nd through February 28th.



The poster for the McNary High School Show February 2023 features a blue background with white and yellow text. At the top, it reads "Keizer Art Association presents... McNary High School Show February 2023". Below this, the dates "February 2nd to February 28th" are listed, along with intake and reception times. The McNary High School logo is repeated several times. A central photograph shows a young woman in a white outfit standing in a room. Text next to the photo identifies the artist as Angela Bakanov and the work as "Amster", the Best of Show 2022. Gallery and gift store hours are provided for Tuesday, Wednesday-Friday, and Saturday. Contact information for Enid Mount Joy Gallery is also included. A QR code and the KAA logo are at the bottom.

DECEMBER PEOPLES' CHOICE Artists' Showcase

“Mt. Hood Watching Over Trillium Lake”
By Olga Walmisley-Santiago

CONGRATULATIONS, Olga!




KAA JANUARY “FINS FEATHERS AND FUR”

The January “Fins Feathers and Fur” show was judged by Barbara Folawn. Barbara has won many awards for her incredible art. She is an acrylic and watercolor artist. Barbara shows her art at Fairweather House and Gallery in Seaside, Oregon. She is a member of the Watercolor Society of Oregon, Keizer Art Association, Salem Art Association and the Cannon Beach Art Association. Barbara has been a member of KAA for many years. Thanks, Barbara!

BEST OF SHOW: “Humphrey”, watercolor, Kathryn Decker

Juror’s Merit Award: “Bee Eater”, scratchboard, Polly Moore



2D:
 First Place: “Visitor for Breakfast”, acrylic, Angela Wrahtz
 Second Place: “Stately Raven”, watercolor, Terry Schmidt
 Third Place: “My Fair Rabbit”, colored pencil, Julie Thoreson

Photography:
 First Place: “The Catch”, Craig Leaper
 Second Place: “Foxy”, Craig Leaper

Digital Art: First Place: “Orangutan Meditation”, Gary Olsen Hasek

Youth Art: First Place: “The Queen’s Favorite”, Leah Stensland, 11 years old



2D First place: "Visitor for Breakfast", acrylic, Angela Wrahtz “This is a happy, colorful, and playful painting that has a lot to look at and enjoy. The artist succeeds here for many reasons: the color harmony with a focus on primary colors, the variety of shapes and patterns, overlapping shapes, balance, playful use of perspective, and the story of a small feathered visitor perched on the edge of the outdoor breakfast table hoping to share in the meal. This is a cohesive and exciting painting. Congratulations!”
 ---Barbara Folawn



Photography First place: "The Catch"
Craig Leaper; "This dramatic photograph showing an osprey catching a trout is full of movement and texture and tells a story about the natural order of things. The composition creates an oval, which leads the viewer's eye all around the scene so as not to miss any of the action. The wing feathers at the top of the photo point downward toward the bird's head where the eye and the partially opened beak express the drama from the bird's point of view, which is central to the story. The diagonal tail feathers on the right stop the viewer's eye from leaving the scene. The droplets of water in mid-air add interesting texture and more drama. Congratulations!"
---Barbara Folawn



Digital Art First Place: "Orangutan Meditation";
"With a limited color palette and only three values, this seemingly abstract work reveals a sensitive closeup portrait of an intelligent primate in a pensive mood. The artist effectively creates an overall sense of mystery. The attention to a strong composition keeps the viewer interested. The lights, darks, and midtones are interconnected and balanced. An unambiguous light source sculpts the figure to three dimensions emphasizing soft edges. Congratulations!"
---Barbara Folawn



Youth Art First Place: "The Queen's Favorite";
"This close-up portrait of a bee invites the viewer to lean in to look closely at the subtle detail. The artist has chosen the medium of pastel to convincingly describe the fuzzy torso and legs of the insect. The delicate rendering of the translucent wings, the subtle changes in the darkest values, and the careful application of a light source to give dimension to the body all show that this young artist has already developed the skill of close observation to create a realistic portrait. Congratulations!"
--Barbara Folawn



Juror's Merit Award, "Bee Eater", scratchboard, Polly Moore; "This miniature bird portrait is a little gem that rewards the viewer through careful use of color and elegant rendering on black scratchboard. The drawing is expertly done and each tiny brushstroke of pigment laid on top represents a feather, creating a dramatic and rich portrait. The branch below the bird provides a good balance of color and effectively grounds the figure in space. Congratulations!"
---Barbara Folawn

BEST OF SHOW:



Best of Show, "Humphrey", watercolor, Kathryn Decker; "The artist gives us an excellent example of a sensitive and engaging portrait of a beloved pet. This portrait succeeds first because of the relaxed pose, the turned and tilted head, and the closeup direct gaze of the dog toward the viewer, all of which suggest an emotional connection or at least an understanding between the artist and the dog. The painting further stands out because of the skillful use of watercolor to suggest the play of light on the subject and the soft natural texture of the fur of the animal. The drawing is well done, including the sensitive looking eyes that immediately engage and hold the viewer's attention. Congratulations!"
---Barbara Folawn

Thanks to December Volunteers!

Terry Dempsey	Julie Thoreson
Bob Curtis	Penny White
Cheryl Manhire	Karen Saleen
Yita Harris	Bev Wittler
Chris Baker	Debbie Bowen
Don White	Janice Christman
Michelle Myers	Ellen Langsather
Barbara Hunter	Carol Harris
John DeJarnatt	



Don't forget to stop by the Keizer Civic Center (located at 930 Chemawa Rd. NE, Keizer, next door to the old school house building where KAA is housed) during the month of January to see the award winners from our December "Artists' Showcase" show. It was a great show and the award winners are part of what was submitted. The Keizer Art Association gallery wall is at the north entrance to the Keizer Civic Center and just inside the double doors. You won't be disappointed! This show is brought to you by Terry Dempsey, KAA board member.

HAVE YOU FORMED YOUR VIRTUAL PAGE ON KAA WEBSITE? Do you know you can sell your art from this site?

It is simple and fun: There is now a page on www.keizerarts.com called Member Gallery. It is a place on which each member may place photos of your art for others to admire or buy! If you would like your own spot to show your art online, simply send it to Bob Curtis at bcurtis97304@gmail.com. Include a note so that it is put into the right spot on our beautiful (thanks to Bob) website. This is a wonderful chance for us to view others' artwork. And an opportunity for you to have your family and friends view your art online. You may also sell your art. Visiting the wonderful art online is such fun. Enjoy!

WANTED: ORIGINAL ART AND CRAFTS TO SELL IN KAA GIFT SHOP, GALLERY K (members only).

Contact: Julie Thoreson, juthor2000@gmail.com

LOOKING TO SELL YOUR ART? WE HAVE ROOM IN THE CLASSROOM TO SHOW ART FOR SALE.

Contact: Yita Harris, victoryita@aol.com

FIRST MONDAY MEET-UP

Did you make it to our January KAA Annual Meeting and First Monday Meet Up presentation? We applaud you if you did, but if you didn't, you missed out on a fantastic evening! During our KAA Annual Meeting we elected our slate of officers and approved the budget for 2023. It was short and sweet, but a necessary part of our organization's ability to operate. The "icing" on the cake was a presentation by our featured artist, Craig Leaper on Photographing Wildlife. He dazzled us with his wildlife photographs, gave us several tips on where to routinely find wildlife and capture the image on the camera, if we want to venture out on our own. Our evening included short announcements, show & tell, treats, raffle prizes and conversation with like-minded artists.

FIRST TUESDAY MEET-UP

Save-the-Date for our next evening presentation. For the last several years we have had our First Monday Meet-Up evening presentations on the first Monday of the month and for a variety of reasons that day does not seem to work for our members. In an attempt to increase member participation, we are moving the day to the first Tuesday of each month and adjusting the time, as well. Be sure to mark your calendars, NOW, for the **First Tuesday Meet-Up on February 7, 6 PM-8 PM.**

We will be featuring one of our KAA teachers and artist, Laura Singer, giving us a presentation on Scratchboard. If you've ever had an interest in scratchboard, now would be the time to see what it is all about and if it strikes your fancy, you may want to consider signing up for Laura's Scratchboard class which starts in March. As usual, we will have short announcements, show & tell (bring an image or item to talk about), treats (bring a treat to share, if you like), raffle prizes and conversation with like-minded artists. Don't forget, **Tuesday, February 7, 6 PM-8 PM.**



UPCOMING KAA CLASSES

[Supply Lists for All Classes are on the Website, keizerarts.com](http://keizerarts.com)

Keizer Art Association supports our art community by providing free art classes to To Oregon Trail Card holders. This offer is provided on an as-available basis.

Please Note: If you are having a problem registering and/or paying for a class online, please contact keizerartassociation@gmail.com attention Carol Harris. Carol will help you through any problems you may be experiencing. We are always happy to register you for a class by email or in person at KAA.




COLORED PENCIL CLASSES

Colored Pencil Classes are taught by various talented artists. Realism, abstraction, whimsy, landscape, portraiture, and wildlife are all favorite subjects of colored pencil students. In these classes you will learn color theory, layering, strokes, use of paper and tools, dry pencil, watercolor pencil and much more. These classes show the student how much fun it is to learn new techniques and stretch your expertise. All levels of pencil pushers welcome. Please sign up for class at least one week ahead of time so instructors can prepare accordingly.

WINTER TERM

January 9 – February 27, 2022, 9 am to 12 noon, 8 weeks, \$80
980 Chemawa Rd. NE, Keizer, Oregon 97303



TECHNIQUES IN WATERCOLOR

Instructor Michelle Myers


Wednesdays, January 11th through February 15th

10 am to 1 pm

\$100

This 6-week class will emphasize the many techniques used in watercolor painting. We will work with subjects such as floral, landscape and still life designs. Students can bring their own photos to work from or use the instructors.

This class is designed for beginners through advanced, and will begin with the basic techniques. Come join us and enjoy learning about this wonderful art medium.



LANDSCAPE WATERCOLOR WORKSHOP

INSTRUCTOR, STEVE KLEIER

2 DAY WORKSHOP

March 11 – 12, 2023

10 am – 4 pm

\$100

The natural landscape is beautiful, and everyone can enjoy looking at it. Painting it is fun and easy with a few skills and getting a good one feels great! I will show you ways that interpret the landscape using classic painting concepts that tap into your inner artist. This class is for intermediate and advanced artists and would be a great for someone who has been painting in oil or acrylic and wants to try watercolor. Join me for fun and learning.



WOOD CARVING

Instructor, Terry Moss

Wednesdays, February 8, 15, and 22, 6 – 9 pm

\$90 for the three-session class, \$10 material paid to the instructor at the first session.

This project will require some basic knowledge of woodcarving and a few simple tools, including a knife, a small v-tool, and small gouges.

Students can carve any number of accessories to fill his right hand. He is shown here with balloons, but it could be a bouquet of flowers, an ice-cream cone, a bird, a cheeseburger, hearts, or just about anything the student can come up with.

To give the students a head start, Terry will block out the piece from a 3"x3"x6" piece of basswood.

This class is size limited, please register early at keizerarts.com to reserve your spot.



Drawing I and II

Instructor, Laura Singer

Beginner and Intermediate (Advanced Students Welcome)

January 11, 18, 25 and February 1

Wednesdays, 2 to 4:30 pm

\$60 for the four sessions, \$25 kit fee (optional) paid directly to instructor

These fun workshops are the perfect fit for anyone who is new to drawing, artists who struggle to freehand their designs, or advanced artists who want to improve their technique. Laura will walk through examples, give demonstrations, and show you how to start and complete a drawing project of your own. Learn core observational drawing techniques to produce accurate representations of your chosen subject. Students will have the option of choosing a beginning (easier) subject or a more advanced subject to practice techniques at their level.

The class will cover techniques in line and proportion; light, form, and shading; composition and perspective; and texture. You'll learn how to use your drawing materials, how to choose and light your subject, and most importantly, how to observe and see like an artist. Each workshop provides lots of time to work on a project with one-on-one feedback from the instructor.

Bring your own materials (see materials list online), or purchase a kit that has everything you need for all four sessions.

Students must sign up for this class no later than one week before class begins.



EXPLORING SCRATCHBOARD ART

INSTRUCTOR, LAURA SINGER

All Levels of Experience

Saturday, March 18, 10 am – 2 pm

\$55, includes all materials

Learn all about and try your hand at scratchboard in this one-day workshop. Scratchboard is a smooth, white clay board covered in a layer of black India ink. You draw by scratching or scraping away the ink to reveal the white underneath. It's like drawing, but in reverse. Add color with fast-drying scratchboard inks if you wish, then scratch again to reveal highlights. It's easy and it is very fun!

This workshop will cover how to select or prep your own scratchboard surface, what materials are handy to have and where to get them, different Techniques for scratching, how to add color with ink, and how to seal your final scratchboard to protect it. All materials are provided by the instructor, including helpful handouts, a scratchboard for practice, tools for scratching, and one 8 x 8-inch scratchboard for a finished piece. Instructor will have subject reference photos available to choose from, or bring your own inspiration (about 8 x 8 inches). No previous drawing experience is necessary.

We'll break for a half hour around noon, so bring your lunch.

Students must sign up for this class no later than one week before class begins.

COLOR THEORY: SCIENCE AND ART

Instructor, Laura Singer

All Levels of Experience

Saturdays, February 11 and 18, 10 am to 2 pm

\$50



Learn all about color theory in this two-day workshop designed for artists and designers of all mediums. Students will explore a little of the history and the science behind color as well as the artistic principles of creating and using effective color palettes. We'll dive into what makes color, well, colorful.

This workshop will cover how to create inspiring color palettes that tell a story, how to mix pigments to create a rainbow of colors, and why certain colors work well as primary colors in a palette. By means of demonstrations and hands-on exercises, students will examine the color wheel of both additive and subtractive color systems, and students will work on a colorful art piece.

We'll break for a half hour around noon, so bring your lunch.



PYROGRAPHY CLASS BURNING ON CANVAS

INSTRUCTOR, DONNA MILLER

Saturdays, May 6 and 13, 10 am – 12:30 pm

\$50 for 2 classes

Believe it or not, this is burning on canvas. One would think that you must turn the heat down, but it burns a little hotter while still being careful to not burn through.

This class will cover the preparation, burning, and finishing of a pyrography project on canvas. Students will complete an attractive and functional canvas bag.

GREAT TEACHING OPPORTUNITIES

KAA has created an instructional environment that will meet all your teaching needs.

In-Person Classes

- Well Lighted Classroom
- Projection of Demos
- Art Library

Patio Classes

- Large Open Patio
- Attractive Setting

Contact KAA (keizerartassociation@gmail.com) for more info and class scheduling.

KAA Information:

GALLERY HOURS: TUES 3 – 7 pm. WED – FRI 1 pm – 5 pm, SAT 11 am – 3 pm.

LENDING LIBRARY – Free to members.

KEIZER ART ASSOCIATION and ENID JOY MOUNT GALLERY are located in the Keizer Heritage Center at 980 Chemawa Rd., NE, Keizer, OR 97303, 503-390-3010

