

June 15, 2021



Board Members:

President, Grants & Public Relations:
Lore Christopher

Vice President.
Membership, Gmail, Newsletter:
Cheryl Manhire

Secretary and Education Chair:
Carol Harris

Treasurer, Gallery K, Office Manager:
Julie Thoreson

Gallery Host, First Monday Meet Up and Statesman:
Karen Saleen

Librarian and Artist of the Month:
Vicky Vickery

Classroom Use Coordinator and Trainings:
Yita Harris

Website, First Monday Meet Up, Photographer:
Bob Curtis

Civic Center Art Show and Instructor:
Terry Dempsey

Public Relations and Instructor:
Nancy Eriksen Ward

Volunteer Committees:

Show Hangers:
Chris Baker
Yita Harris
Gina Smitasin

Poster Design:
John DeJarnatt

July, 2021, "CELEBRATE AMERICA VIRTUAL SHOW"

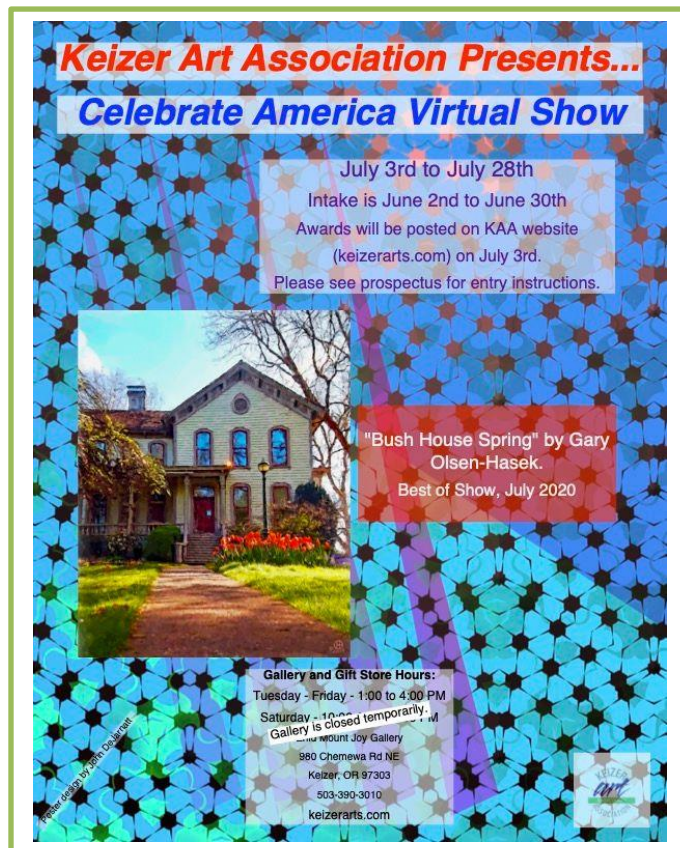
July is the KAA "Celebrate America" virtual show. This show is always an incredible one with many beautiful images which surround us here in the U.S.A. Entries in this show will be the artist's choice of media and subject.

Children ages 4 to 14 are encouraged to enter this show.

INTAKE begins on June 2nd to June 30th.

There will be no reception. However, Saturday, July 3rd, the announcement of all awards will be placed on the KAA website and each winner will also receive an email.

This show will run from July 3rd through July 28th on our website.



KAA June “Photography Show”

The Photography Show was judged by Doug Bearce, past president of KAA. Doug has won many honors when entering photographs in KAA and other organization’s shows. He judged this show last year. Thank you, Doug!

First Place:



“Wheels”, Janice Christman

The line of metal wheels in this photo moves the eye in several directions. The differing background colors of greens, brown, and the blue sky with some clouds in it give this photo a feeling of great distances.

SECOND PLACE:



“Blown in the Wind”, Karen Aiello

The title is an apt description of this photo. A single leaf blowing with a background of a texture of clouds and blue sky. In this case less is more as the eye goes to the single leaf as it moves across the sky.

THIRD PLACE:



"Burrowing Owl", Michelle McAdams

Photographing wild animals is difficult at best and getting any animal to pose for your photo takes patience and sometimes luck that is created by the photographer. This photographer has created a photo with an owl in sharp focus with a background that is nicely blurred to keep the eye on the subject. Nicely done.

Juror's Merit Award:



"Whidbey Woods", Karen Saleen

The use of black & white in this photo draws the eye to the many textures of the tree. The light and dark area help to draw the eye to the area of interest.

BEST OF SHOW: “Leaves, Limbs and Lichen”, Karen Aiello



“Leaves, Limbs and Lichen”, Karen Aiello
This photo has been cropped to give a combination of color that draws the eye with dark areas that help to give texture to the photo. As I looked through the photos, I kept going back to this photo that draws the eye.

May “Celebration of Flowers”, Civic Center



Display of KAA art at Keizer Civic Center. The art of the winners of each monthly KAA show will hang the next month in the Civic Center!! Great visibility for our artists! Thanks to Terry Dempsey, KAA board member, for making this happen. Please drop by the Civic Center to see the show.

MAY PEOPLES’ CHOICE AWARD



“Hello Spring”, acrylics,
by Barbara Folawn

Congratulations, Barbara!

KAA MEMBER SHARES ABOUT CREATING ART

“Daffodils” by Nancy Ericksen-Ward



“How I made decisions on my painting...

If you are familiar with my artwork, you probably would expect to see something here that was done in watercolor. It's what I teach. However, this painting is one I did a few years ago when I was trying acrylics. It was a great learning experience. I'm going to share how I made decisions about how to proceed. After all, art is a series of decisions.

Planning: I knew I wanted to contrast the organic and eccentric shapes of the daffodils against the geometric context of squares within squares. Obviously, this is not a botanical approach. I was interested in the ruffled “feel” of the daffodils, not what they exactly looked like. I wanted to create a layered look, with some of the squares receding into the background and the flowers in the plane closest to the viewer. I wanted a dominant warm palette. The entire work was done using Golden liquid acrylics.

Execution: The drawing begins with exaggerated, distorted images of the flowers. I was careful that they should all be different since variety in shapes is paramount. After the flowers, I got out my ruler and sketched in the geometric background.

Color choices included the yellow of actual daffodils, the green of the foliage and contrasting background hues and values.

I love variety in textures, but overdone, texture is unsettling. The far left of the image is darker and simpler so it will recede. The far right is busier with the most texture, to balance the simpler part of the painting. The center square comes forward from the darkest background, but it is still behind the flowers.

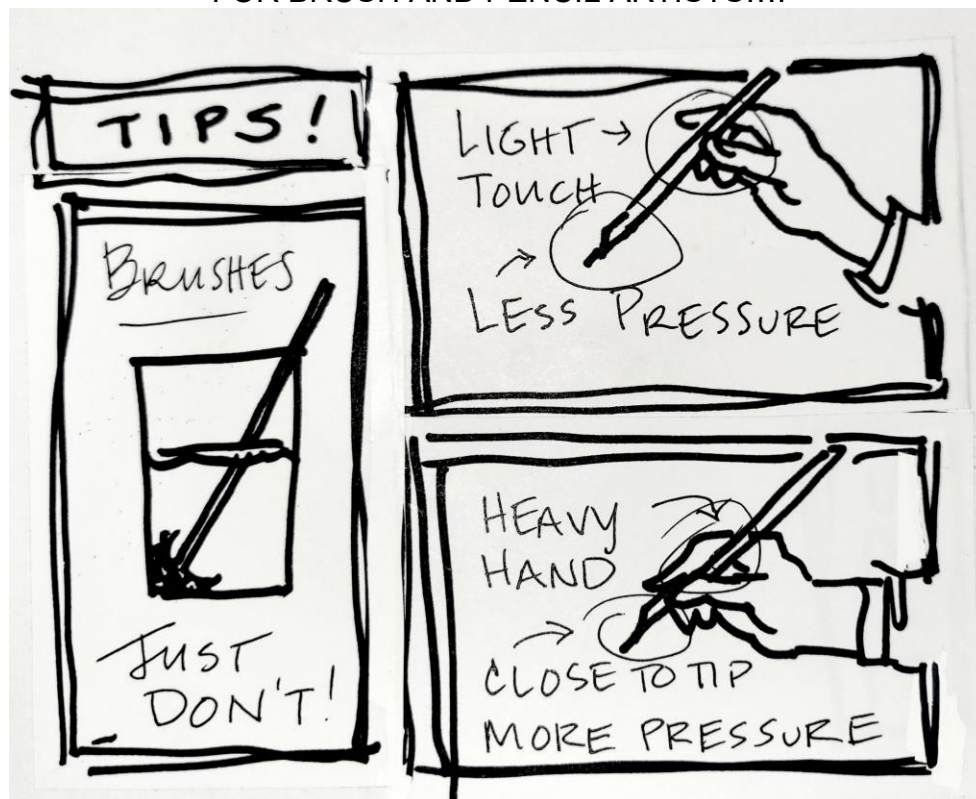
The edges of the painting are designed to keep the viewers eye from moving from off the edge of the image. Ideally, the eye will move around all parts of the painting settling on a quieter center of interest. (Which, by the way, should never be exactly in the center.)

Some general decisions were made before I started, but I add and subtract shapes or change colors or value as I go along.”

Nancy Ericksen-Ward

TIP OF THE MONTH

FOR BRUSH AND PENCIL ARTISTS....



Jami Faith

KAA VIRTUAL CLASSES, Great Teaching Opportunities

KAA has created an instructional environment that will meet all your online teaching needs.

- Classroom Environment
- Fast Internet
- Temporary Limited In-person Attendance (4 students). In-class attendance will open up after COVID restrictions are removed.
- Unlimited Number of Remote Students
- Multiple Wired/Wireless Microphones
- Multiple Camera Angles
- In-class Live Technical Support
- For each 2 - 3 hour class you teach KAA will pay you: \$200 with a minimum of 5-10 students; \$300 for 11 - 20 students; \$400 for 21+ students
- Contact KAA (keizerartassociation@gmail.com) for more info and class scheduling

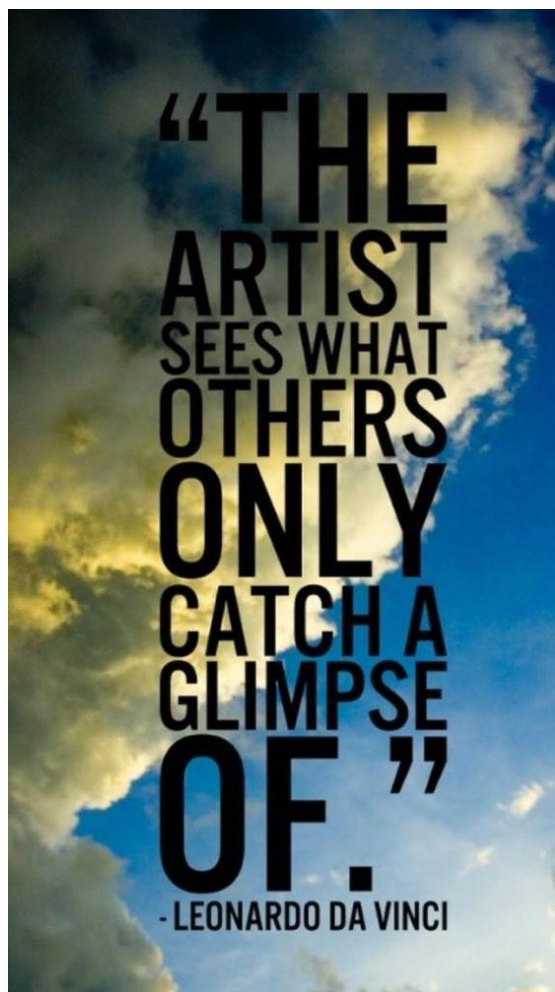
KAA is prepared and we look forward to hosting your online class.

EXCITING NEWS!!

Keizer Art Association will provide free class tuition for online classes to anyone who is a current Oregon Trail Card holder.

EXCITING!! SHOW YOUR ART FOR 60 DAYS IN KEIZER!

The Keizer Community Gallery inside of the Keizer Community Center is a large and beautiful space provided as a rotating gallery space. To show your work at no charge, contact: Community Development Director, Nate Brown, 503-390-3700. Any artist or artist association can display their original work in this space at no charge. Display terms are for 60 days and must be scheduled in advance to allow for review and approval of work to be displayed. The gallery includes two separate spaces: The North gallery space can accommodate approximately 40 pieces (size dependent). The East gallery can display approximately 20 pieces (size dependent).



Sorry the gallery is closed due to Covid19. Please visit our website!

KAA Information:

GALLERY HOURS: TUES – FRI, 1 pm – 4 pm, SAT 10 am – 4 pm.

LENDING LIBRARY – Free to members.

KEIZER ART ASSOCIATION and ENID JOY MOUNT GALLERY are located in the Keizer Heritage Center at 980 Chemawa Rd., NE, Keizer, OR 97303, 503-390-3010

E-mail: keizerartassociation@gmail.com

Website: www.KeizerArts.com

Copyright © 2014 Keizer Art Association